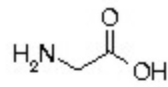
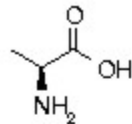


Aminosäuren

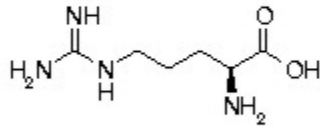
Name	Abk.	Linearisierte Strukturformel
Alanin	ala a	CH ₃ -CH(NH ₂)-COOH
Arginin	arg r	HN=C(NH ₂)-NH-(CH ₂) ₃ -CH(NH ₂)-COOH
Asparagin	asn n	H ₂ N-CO-CH ₂ -CH(NH ₂)-COOH
Asparaginsäure	asp d	HOOC-CH ₂ -CH(NH ₂)-COOH
Cystein	cys c	HS-CH ₂ -CH(NH ₂)-COOH
Glutamin	gln q	H ₂ N-CO-(CH ₂) ₂ -CH(NH ₂)-COOH
Glutaminsäure	glu e	HOOC-(CH ₂) ₂ -CH(NH ₂)-COOH
Glycin	gly g	NH ₂ -CH ₂ -COOH
Histidin	his h	NH-CH=N-CH=C-CH ₂ -CH(NH ₂)-COOH _____
Isoleucin	ile i	CH ₃ -CH ₂ -CH(CH ₃)-CH(NH ₂)-COOH
Leucin	leu l	(CH ₃) ₂ -CH-CH ₂ -CH(NH ₂)-COOH
Lysin	lys k	H ₂ N-(CH ₂) ₄ -CH(NH ₂)-COOH
Methionin	met m	CH ₃ -S-(CH ₂) ₂ -CH(NH ₂)-COOH
Phenylalanin	phe f	Ph-CH ₂ -CH(NH ₂)-COOH
Prolin	pro p	NH-(CH ₂) ₃ -CH-COOH _____
Serin	ser s	HO-CH ₂ -CH(NH ₂)-COOH
Threonin	thr t	CH ₃ -CH(OH)-CH(NH ₂)-COOH
Tryptophan	trp w	Ph-NH-CH=C-CH ₂ -CH(NH ₂)-COOH _____
Tyrosin	tyr y	HO-p-Ph-CH ₂ -CH(NH ₂)-COOH
Valin	val v	(CH ₃) ₂ -CH-CH(NH ₂)-COOH



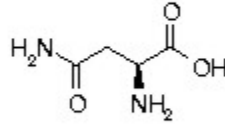
gly g Glycin



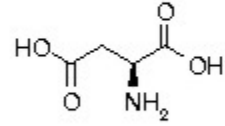
ala a Alanin



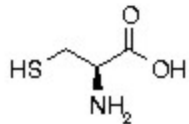
arg r Arginin



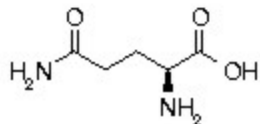
asn n Asparagin



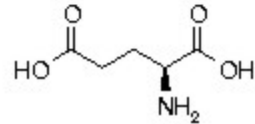
asp d Asparaginsäure



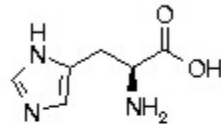
cys c Cystein



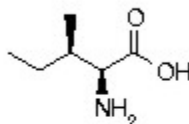
gln q Glutamin



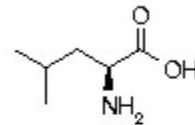
glu e Glutaminsäure



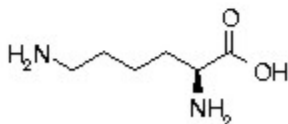
his h Histidin



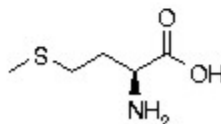
ile i Isoleucin



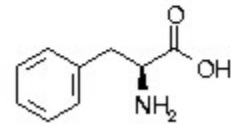
leu l Leucin



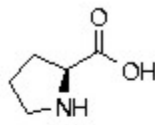
lys k Lysin



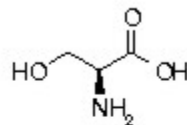
met m Methionin



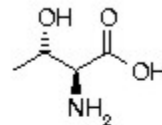
phe f Phenylalanin



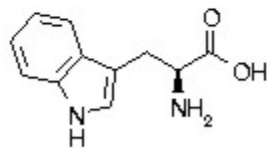
pro p Prolin



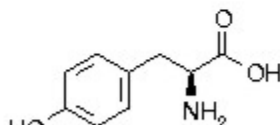
ser s Serin



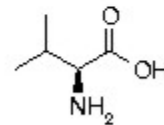
thrt Threonin



trp w Tryptophan



tyr y Tyrosin



val v Valin

Literatur:

- Schüler Duden, Chemie, Dudenverlag, 3. Auflage
- Chemie – Basiswissen der Chemie, Verlag: Thieme, Hrsg.: Charles E. Mortimer, 7. Auflage
- Grundlagen der allgemeinen und anorganischen Chemie, Verlag: Birkhäuser, Hrsg.: Kaufmann/ Hädener, 13. Auflage